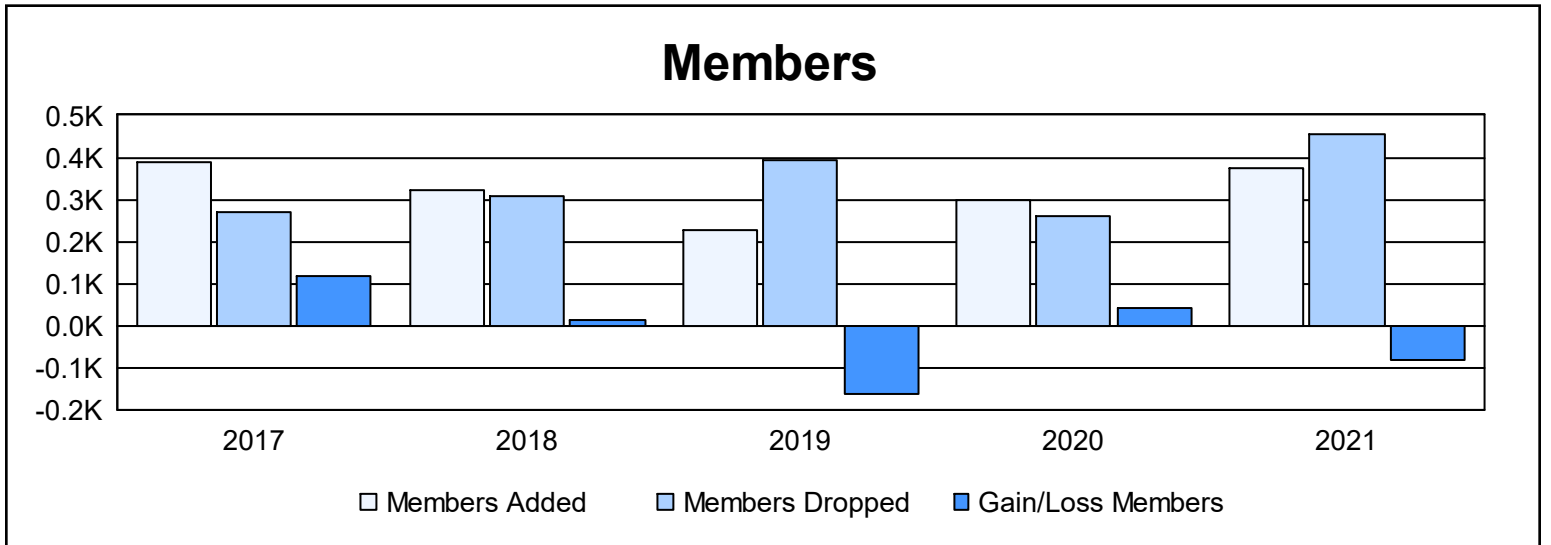
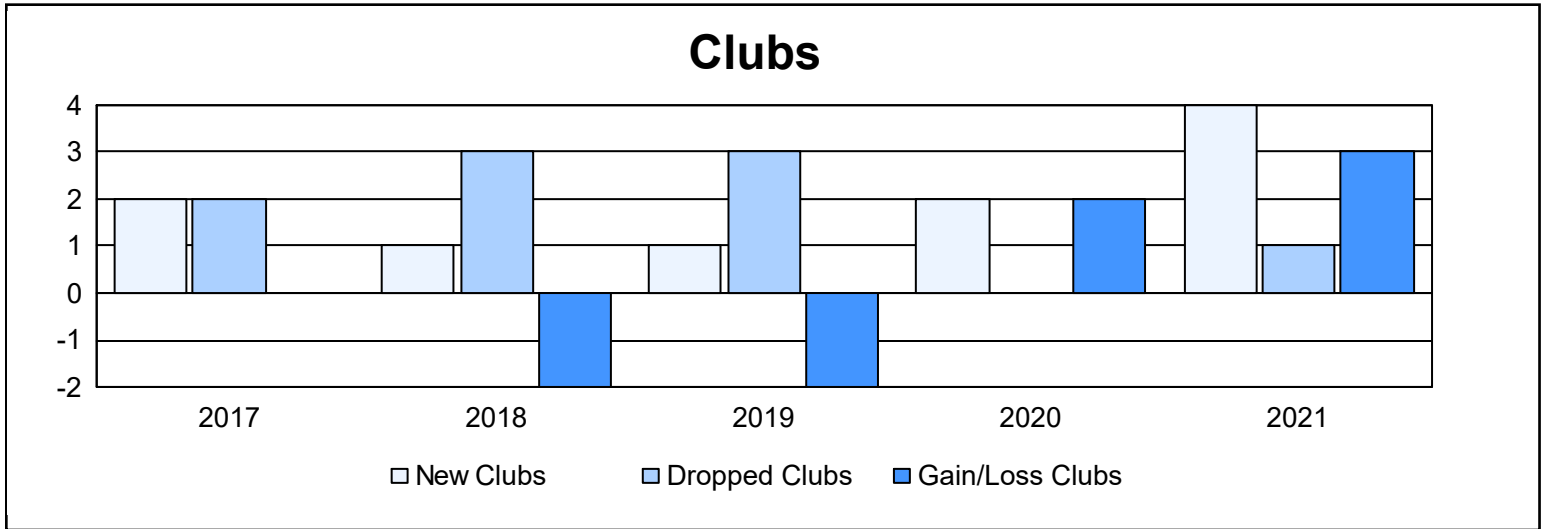
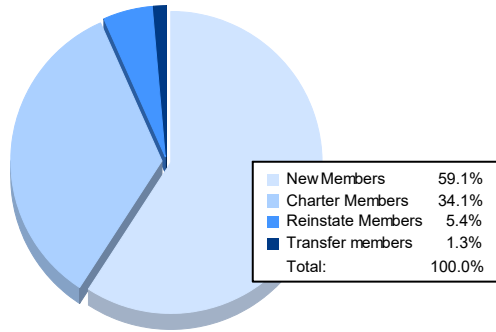


| Year | New Clubs | Dropped Clubs | Gain/ Loss Clubs | New Members | Charter Members | Reinstate Members | Transfer Members | Total Member Added | Total Members Dropped | Gain/ Loss Members |
|----------------|-----------|---------------|------------------|-------------|-----------------|-------------------|------------------|--------------------|-----------------------|--------------------|
| 2016-2017 | 2 | 2 | 0 | 336 | 44 | 4 | 3 | 387 | 271 | 116 |
| 2017-2018 | 1 | 3 | -2 | 276 | 34 | 8 | 2 | 320 | 307 | 13 |
| 2018-2019 | 1 | 3 | -2 | 194 | 23 | 8 | 4 | 229 | 393 | -164 |
| 2019-2020 | 2 | 0 | 2 | 223 | 57 | 17 | 2 | 299 | 258 | 41 |
| 2020-2021 | 4 | 1 | 3 | 220 | 127 | 20 | 5 | 372 | 454 | -82 |
| Average | 2 | 2 | 0 | 250 | 57 | 11 | 3 | 321 | 337 | -15 |



Membership Composition June 2021 Cumulative



Gender Composition June 2021 Cumulative

